

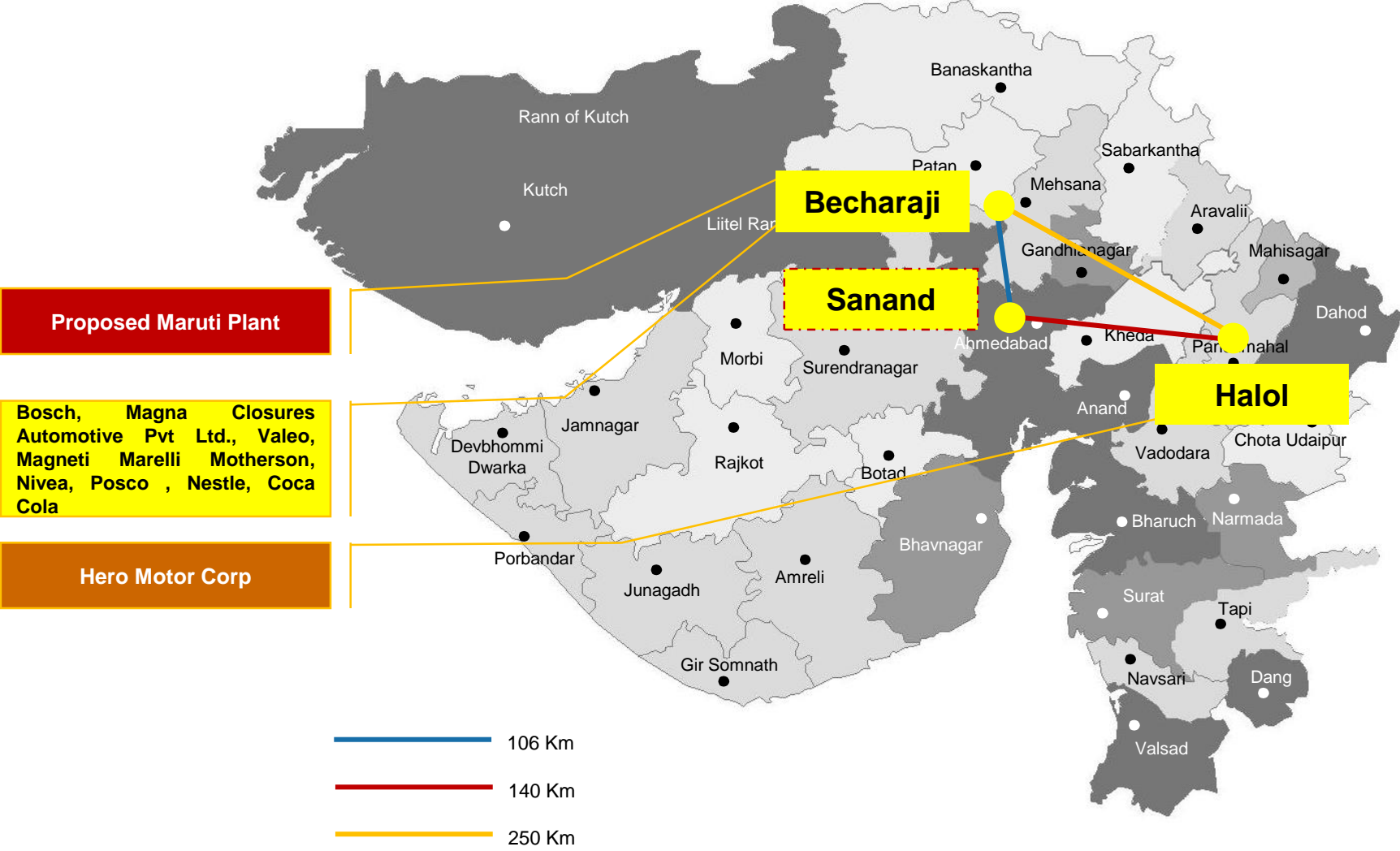


Sanand Industrial Estate



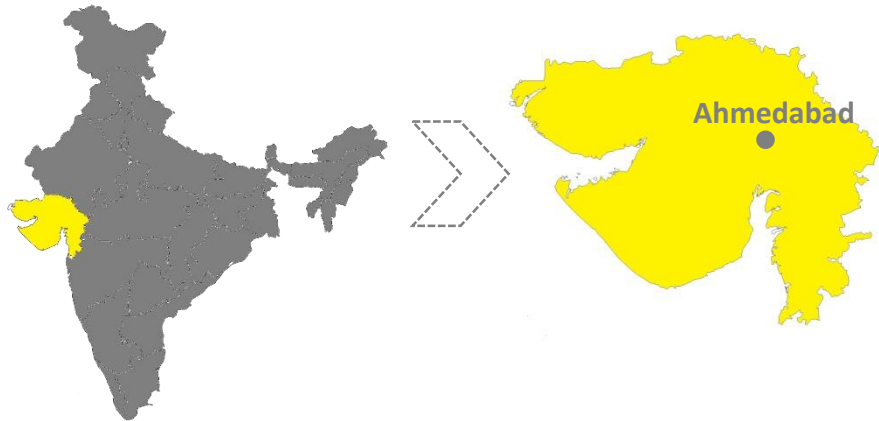
**Gujarat Industrial
Development Corporation**

Gujarat - The Automobile Hub



Sanand Industrial Estate- Overview & Location

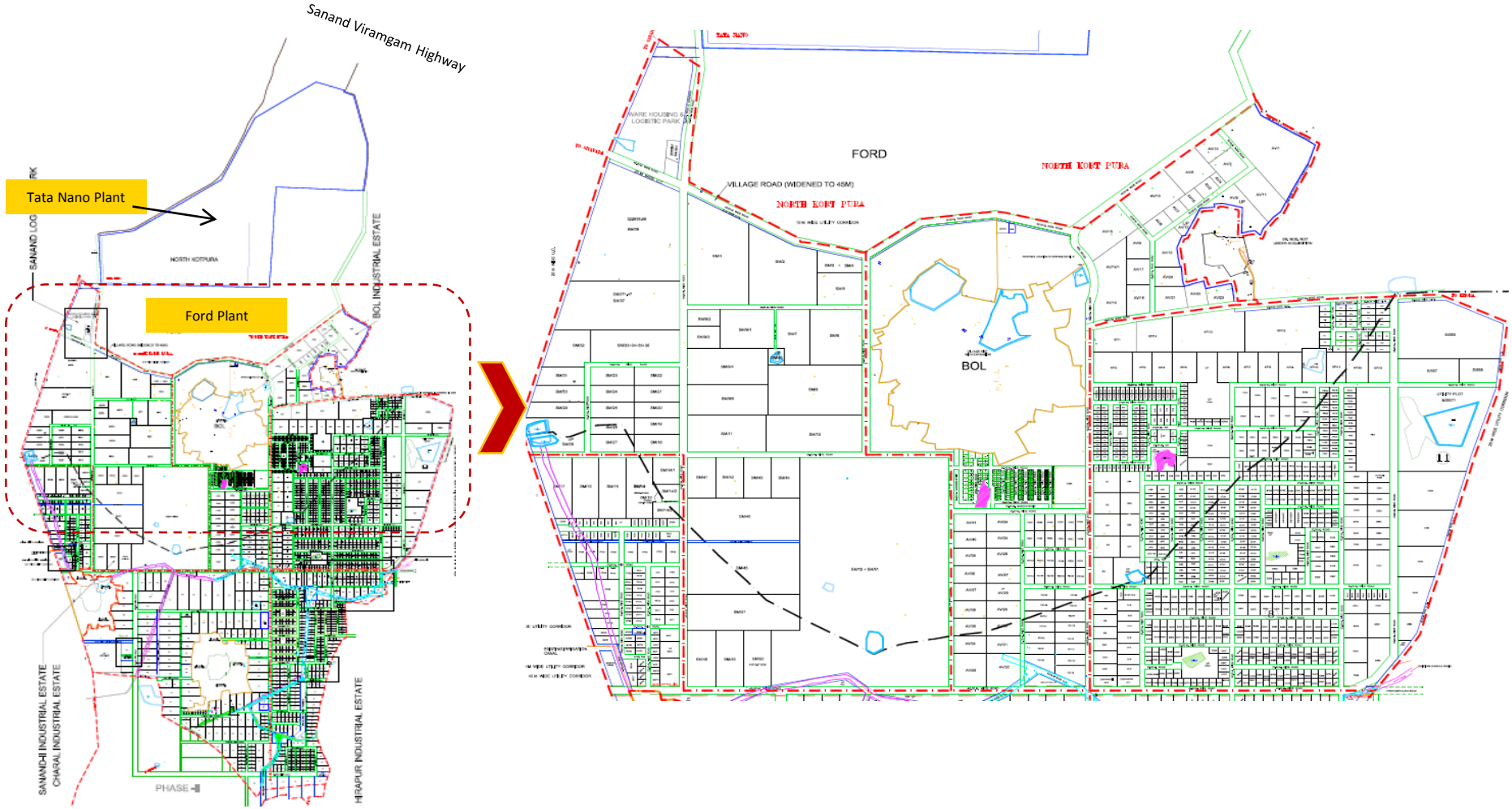
| | |
|--------------|---|
| Location | Sanand- Ahmedabad District |
| Area | 2056 ha |
| Focus Sector | Engineering, Automobiles & ancillary units, Engineering plastics, Semiconductors, Electronics |



| | | | | |
|----------------------------------|----------------------|--------------------------|--------------------|----------------------------|
| International & Domestic Airport | Nearest Major Port | Nearest Railway Junction | Nearest Major City | Nearest Auto Component Hub |
| Ahmedabad | Kandla/JNPT/ Pipavav | Ahmedabad | Ahmedabad | Sanand |
| 30-35 KM/SH-17 | 300-400 KM | 30-40 KM | 30-35 KM/SH-17 | ----- |



Sanand Industrial Estate- Layout Plan



Existing Major Player- Sanand

| | | | | |
|---|---|--|--|---|
| <p>South Korea</p> <p>POSCO </p> | <p>Germany</p> <p>Nivea </p> | <p>Switzerland</p> <p>Nestle </p> | <p>Germany</p> <p>Coca Cola </p> | <p>China</p> <p>Baosteel </p> |
| <p>USA</p> <p>Maxxis </p> | <p>USA</p> <p>Colgate Palmolive </p> | <p>Germany</p> <p>Bosch </p> | <p>Singapore</p> <p>Tong Garden </p> | <p>India</p> <p>Uflex </p> |
| <p>Israel</p> <p>Teva Pharm </p> | <p>Kenya</p> <p>Sonneberg </p> | <p>Indonesia</p> <p>Inbisco </p> | <p>Italy</p> <p>Magneti Marelli </p> | <p>France</p> <p>Alstom Bharat </p> |
| <p>Germany</p> <p>Inergy Automotive </p> | <p>Japan</p> <p>Mitsui Kinzoku </p> | <p>USA</p> <p>Visteon Corporation </p> | <p>Israel</p> <p>Graziano </p> | <p>Greece</p> <p>Chipita </p> |
| <p>India</p> <p>Pinnggao </p> | <p>India</p> <p>Emcure </p> | <p>France</p> <p>Valeo India </p> | <p>India</p> <p>Inductotherm </p> | <p>Germany</p> <p>Bilfinger </p> |
| <p>Japan</p> <p>Hitachi Hirel </p> | <p>USA</p> <p>Allied Refractories </p> | <p>Germany</p> <p>Getrag Transmissior </p> | <p>Japan</p> <p>Showa India Pvt. Ltd </p> | <p>Germany</p> <p>Motherson Summi </p> |

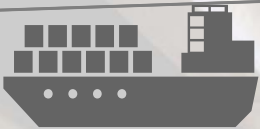
Not an exhaustive list

Physical Infrastructure - Connectivity

Ports

Port Connectivity is available with major ports – JNPT Mumbai, Kandla, Mundra & Pipavav

| | |
|----------------------|---------------------------|
| Mundra Port : 324 Km | Dahej Cargo Port : 270 Km |
| Hazira Port : 310 Km | Kandla Port : 274 Km |
| Mumbai JNPT : 558 Km | |



Airports

Ahmedabad International Airport is the nearest airport located at a distance of 35 kms from Sanand

There are domestic airports located at Baroda (130 kms) & Surat (280 kms)



Roads

National Highways: NH-8A connects Ahmedabad to Saurashtra and Kutch passes through Sanand

| | |
|--|--|
| State Highways: SH-17 connects Ahmedabad to Sanand and joins NH – 8A . | SH-144, SH-135 and SH – 74 are the other important linkages within Sanand. |
|--|--|

Railways

Sanand has a Broad Gauge (BG) railway network.

The nearest major railway station is at Ahmedabad at a distance of 35 kms



Physical Infrastructure - Utility



Power

Three 66/11 KV substations are operational

Two 66/11 KV substations are under planning

A 400/220KV substation is planned within the Sanand Estate to be operational within 1 year

For power, the company needs to apply to UGVCL-
www.ugvcl.com



Water

GIDC will provide water at the factory doorstep.

As per norms GIDC will provide 13.5 KLD/ ha area of land allotted



Gas

Gujarat State Petronet Ltd. would supply gas in the estate till the door step

The company needs to directly apply for gas to GSPL

The gas distribution within the factory will be done by companies own cost.




Waste Infrastructure

For liquid waste – NIL (The company has to take it to ETPs.)

For solid waste – two disposal facilities are available, Naroda & Vatva. The company has to transport their solid waste to these sites themselves. The sites are around 50 km form Sanand.

Physical Infrastructure - Utility



Sanand Industrial Estate - Charges

Price/Charges

| | |
|----------------------|--|
| Land Price | Base Allotment Price- INR 3780/- per sq mts (2017-2018) (subject to change) |
| Water Charges | Water supply charge - INR 50/- per sq. mts |
| Capital Contribution | Water consumption charge- INR 28.95/ KL (Capital Contribution if requirement is above than 13.5 kld/ha) |
| Additional Charges | 5% frontage charges of the prevailing allotment price upto 50,000 sq mts and INR15/- for each square meter then after |
| Waste Water | Zero Discharge Estate |
| Power | Average power tariff – INR 7/kwh Please visit the website www.ugvel.com for tariff structure |
| Other Charges | Welfare fund: INR 15/- per sq. mts |



Payment Option

Land size is more than 50,000 sq mtrs

100% down payment upfront

Option-1

50% Payment (within **60** days after the receipt of allotment letter)

Remaining **50%** in 12 quarterly instalment with prevailing interest rate

Land size is less than 50,000 sq mtrs

30% down payment (within **60** days from date of allotment)

Remaining **70%** initially 8 quarterly instalment of interest rate only (moratorium period of 2 years)

Remaining amount in **32 quarterly installment** along with prevailing interest rate

Option-2

Online Application



For Online application manual-
<https://gidc.gujarat.gov.in/applicati-on-for-allotment.html>

Major Industries in Sanand

Alstom Bharat Forge



Nivea India



Hitachi Hi-Rel



Baosteel India



Allied Refractory



Inbisco India



Thank You

**Gujarat Industrial Development Corporation (GIDC)
(A Government of Gujarat Undertaking)**

2nd Floor, Block No.4

Udyog Bhavan, Sector 11

Gandhinagar 382 017

Gujarat, India

Phone: +91 79 23250636/37

Fax: +91 79 23250705

gidc@gidcgujarat.org

www.gidc.gov.in



**GUJARAT INDUSTRIAL
DEVELOPMENT CORPORATION**