


**Statement Showing the Allotment price of GIDC Estates w.e.f.
Dt.01/04/2016**

| Sr. No. | District Name | Allotment Price Rs. per Sq. Mtr. W.e.f. Dt.01/04/2016 |
|--------------------------|----------------------------|--|
| | Estate Name | |
| 1 | 2 | 3 |
| INDUSTRIAL SECTOR | | |
| AHMEDABAD | | |
| 1 | Naroda | 4,780 |
| 2 | Odhav | 4,780 |
| 3 | Vatva | 4,780 |
| 4 | Behrampura | 4,570 |
| 5 | Dholka | 440 |
| 6 | Sanand (RIDC) | 440 |
| 7 | Kerala | 530 |
| 8 | Dhandhuka | 360 |
| 9 | Viramgam | 610 |
| 10 | Kathwada | 4,780 |
| 11 | Apparel Park (Ambica Mill) | 5,110 |
| 12 | Chharodi | 4,890 |
| 13 | Sanand-II (Bol) | 3,600 |
| 14 | Mandal (Tentative) | 2,310 |
| GANDHINAGAR | | |
| 1 | Gandhinagar (SEZ) | 3,070 |
| 2 | Gandhinagar (Engg) | 4,580 |
| 3 | Gandhinagar (Elect) | 4,580 |
| 4 | Gandhinagar (IT SEZ) | 4,480 |
| 5 | Dehgam | 460 |
| 6 | Manasa | 460 |
| 7 | Bhat | 7,970 |
| MEHSANA | | |
| 1 | Chanasma | 440 |
| 2 | Kukerwada | 300 |
| 3 | Kadi | 580 |
| 4 | Chhatral | 580 |
| 5 | Mehsana -I | 2,230 |
| 6 | Mehsana -II | 1,850 |
| 7 | Kalol (N.G.) | 720 |
| 8 | Kheralu | 280 |
| 9 | Visnagar | 1,260 |
| 10 | Ranasan | 440 |
| 11 | Gozaria | 280 |
| 12 | Aithor (Tentative) | 1,230 |
| SABARKATHA | | |
| 1 | Himatnagar | 900 |
| 2 | Idar | 280 |
| 3 | Modasa | 530 |
| 4 | Modasa- II | 530 |
| 5 | Malpur (RIDC) | 110 |
| 6 | Talod | 280 |
| 7 | Bhiloda | 440 |

(Signature)

**Statement Showing the Allotment price of GIDC Estates w.e.f.
Dt.01/04/2016**

| Sr. No. | District Name | Allotment Price Rs. per Sq. Mtr. W.e.f. Dt.01/04/2016 |
|---------|--|--|
| | Estate Name | |
| 1 | 2 | 3 |
| | PATAN | |
| 1 | Patan | 830 |
| 2 | Lunva (RIDC) | 90 |
| 3 | Balisana | 330 |
| 4 | Sidhpur | 950 |
| 5 | Radhanpur | 790 |
| | BANASKATHA | |
| 1 | Palanpur | 1,600 |
| 2 | Ambaji | 550 |
| 3 | Deesa | 630 |
| 4 | Sihori (RIDC) | 90 |
| 5 | Chandisar | 620 |
| 6 | Deodar | 530 |
| 7 | Amirgadh (as is where) | 190 |
| | KHEDA | |
| 1 | Balasinor | 190 |
| 2 | Thasra | 530 |
| 3 | Nadiad Phase-I | 1,420 |
| 4 | Nadiad Phase-II | 1,360 |
| 5 | Nadiad (Bansaw Mill) (As is where basis) | 730 |
| 6 | Kapadwanj | 360 |
| 7 | Matar | 360 |
| | ANAND | |
| 1 | Umreth | 280 |
| 2 | Borsad | 440 |
| 3 | Sojitra | 360 |
| 4 | Petlad | 360 |
| 5 | Khambhat | 530 |
| 6 | V.U.Nagar | 1,850 |
| | VADODARA | |
| 1 | Dabhoi | 190 |
| 2 | Makarpura | 4,780 |
| 3 | Nandesari | 2,510 |
| 4 | Pavi Jetpur (RIDC) | 90 |
| 5 | Sankheda | 150 |
| 6 | Vaghodia | 690 |
| 7 | Ranoli | 1,460 |
| 8 | Por-Ramangamdi | 1,290 |
| 9 | Savli (General) | 1,360 |
| 10 | Savli (EPIP) | 1,360 |
| 11 | Savli Biotechpark (SEZ) | 1,800 |
| 12 | PCC | 1,510 |



**Statement Showing the Allotment price of GIDC Estates w.e.f.
Dt.01/04/2016**

| Sr. No. | District Name | Allotment Price Rs. per Sq. Mtr. W.e.f. Dt.01/04/2016 |
|-------------------|----------------------------------|--|
| | Estate Name | |
| 1 | 2 | 3 |
| PANCHMAHAL | | |
| 1 | Godhra | 530 |
| 2 | Halol | 690 |
| 3 | Halol (New) [w.e.f. 30/01/2016] | 1,250 |
| 4 | Kalol (P.M) | 440 |
| 5 | Jambughoda (RIDC) | 90 |
| 6 | Sehra | 760 |
| DAHOD | | |
| 1 | Dahod -I | 1,070 |
| 2 | Dahod -II | 610 |
| 3 | Devgadhbariya (Asaydi) | 150 |
| BHARUCH | | |
| 1 | Ankleshwar | 2,010 |
| 2 | Bharuch | 1,260 |
| 3 | Palej | 530 |
| 4 | Panoli | 1,410 |
| 5 | Jambusar (RIDC) | 90 |
| 6 | Vagra (RIDC) | 90 |
| 7 | Vilayat | 860 |
| 8 | Jhagadia | 1,070 |
| 9 | Kharchi (Jhagadia Phase-II) | 1,360 |
| 10 | Dahej (w.e.f. 30/01/2016) | 1,440 |
| 11 | Saykha | 1,570 |
| 12 | Tilakwada (As is where is basis) | 180 |
| NARMADA | | |
| 1 | Rajpipla | 280 |
| 2 | Dediyapada (RIDC) | 110 |
| 3 | Sagbara (As is where is basis) | 100 |
| SURAT | | |
| 1 | Pandesara | 3,820 |
| 2 | Katargam | 4,780 |
| 3 | Katodara | 5,130 |
| 4 | Bardoli | 550 |
| 5 | Sachin | 3,820 |
| 6 | Ichchapore | 3,820 |
| 7 | Hajira (As is where is basis) | 2,770 |
| 8 | Olpad | 440 |
| 9 | Appreal Park -Sachin (SEZ) | 2,300 |
| 10 | Doswada (as is where basis) | 80 |
| 11 | Nizar (as is where basis) | 150 |
| 12 | Valod (as is where basis) | 170 |


**Statement Showing the Allotment price of GIDC Estates w.e.f.
Dt.01/04/2016**

| Sr. No. | District Name | Allotment Price Rs. per Sq. Mtr. W.e.f. Dt.01/04/2016 |
|---------|-----------------------------|--|
| | Estate Name | |
| 1 | 2 | 3 |
| | NAVSARI | |
| 1 | Navsari | 720 |
| 2 | Unai | 90 |
| 3. | Bilimora | 530 |
| | Vapi | |
| 1 | Sarigam | 1,120 |
| 2 | Umargam | 1,120 |
| 3 | Vapi | 3,600 |
| 4 | Dungra | 3,070 |
| 5 | Valsad | 900 |
| 6 | Pardi | 720 |
| | SURENDRANAGAR | |
| 1 | Dhanghdra | 190 |
| 2 | Limdi | 190 |
| 3 | Surentranagar | 980 |
| 4 | Thangadh | 360 |
| 5 | Bamanbore | 280 |
| 6 | Chotila (RIDC) | 150 |
| 7 | Halvad | 360 |
| 8 | Sayla (RIDC) | 150 |
| 9 | Lakhtar | 280 |
| | JAMNAGAR | |
| 1 | Jamnagar- I | 3,070 |
| 2 | Jamnagar -I (Shanker Tekri) | 3,820 |
| 3 | Jamnagar - II | 2,120 |
| 4 | Jamnagar- III (Expansion) | 2,230 |
| 5 | Arambhada | 530 |
| 6 | Jamkhambhaliya | 360 |
| 7 | Dhrol (RIDC) | 150 |
| 8 | Bhatia (RIDC) | 150 |
| 9 | Bhanvad | 630 |
| 10 | Upleta | 360 |
| | RAJKOT | |
| 1 | Aji | 5,480 |
| 2 | Bhaktinagar | 8,600 |
| 3 | Morbi | 1,260 |
| 4 | Wakaner | 360 |
| 5 | Jetpur | 550 |
| 6 | Kuvadva | 280 |
| 7 | Padadhari(RIDC) | 280 |
| 8 | Lodhika | 1,490 |
| 9 | Jasdan | 360 |
| 10 | Gondal- I | 1,160 |
| 11 | Gondal- II | 550 |
| 12 | Rafaleshwar | 760 |
| 13 | Dhoraji | 360 |
| 14 | Vaghasiya | 1,030 |

(Signature)

**Statement Showing the Allotment price of GIDC Estates w.e.f.
Dt.01/04/2016**


| Sr. No. | District Name | Allotment Price Rs. per Sq. Mtr. W.e.f. Dt.01/04/2016 |
|---------------------------|--------------------|--|
| | Estate Name | |
| 1 | 2 | 3 |
| BHAVNAGAR | | |
| 1 | Chitra | 970 |
| 2 | Mahuva | 690 |
| 3 | Sihor-I | 360 |
| 4 | Sihor-II | 610 |
| 5 | Valbhipur (RIDC) | 150 |
| 6 | Dhasa (RIDC) | 280 |
| 7 | Vithalwadi | 3,670 |
| 8 | Vartej | 720 |
| 9 | Botad | 530 |
| 10 | Palitana | 360 |
| AMRELI DISTRICT | | |
| 1 | Amreli | 900 |
| 2 | Jafrabad (RIDC) | 90 |
| 3 | Liliya (RIDC) | 90 |
| 4 | Rajula | 150 |
| 5 | Babra | 440 |
| 6 | Damnagar | 190 |
| JUNAGHADH DISTRICT | | |
| 1 | Junaghadh - I | 1,120 |
| 2 | Junaghadh - II | 930 |
| 3 | Veraval | 1,260 |
| 4 | Visavadar (RIDC) | 90 |
| 5 | Sheel | 360 |
| PORBANDAR DISTRICT | | |
| 1 | Porbandar | 550 |
| 2 | Vanana | 490 |
| 3 | Miyani (Tentative) | 660 |
| KUTCH | | |
| 1 | Gandhidham | 4,420 |
| 2 | Madhapur | 300 |
| 3 | Mundra (RIDC) | 280 |
| 4 | Bhuj | 370 |
| 5 | Anjar | 370 |
| 6 | Mandvi | 360 |
| 7 | Mandvi-New | 360 |
| 8 | Nagor-New Bhuj | 280 |
| 9 | Anjar-New | 360 |
| 10 | Nakhatrana | 360 |
| 11 | Makhel | 360 |
| 12 | Dhrub | 550 |
| 13 | Mithi-Rohar | 720 |



**Statement Showing the Allotment price of GIDC Estates w.e.f.
Dt.01/04/2016**

| Sr. No. | District Name | Allotment Price Rs. per Sq. Mtr. W.e.f. Dt.01/04/2016 |
|-----------------------|---------------------|--|
| | Estate Name | |
| 1 | 2 | 3 |
| HOUSING SECTOR | | |
| 1 | Naroda | 7,170 |
| 2 | Hanspura(Naroda) | 10,950 |
| 3 | Gandhinagar | 8,500 |
| 4 | Mehsana-I | 3,350 |
| 5 | Mehsana-II | 2,780 |
| 6 | Chhatral | 870 |
| 7 | V.U. Nagar | 2,780 |
| 8 | Por-Ramangamdi | 1,940 |
| 9 | Halol | 1,040 |
| 10 | Vaghodia | 1,040 |
| 11 | Makarpura | 7,170 |
| 12 | Ankleshwar-I,II,III | 3,020 |
| 13 | Ankleshwar - IV | 3,380 |
| 14 | Panoli | 2,120 |
| 15 | Bharuch | 1,890 |
| 16 | Atali (Tentative) | 2,010 |
| 17 | Pandesara | 5,730 |
| 18 | Bulsar | 1,350 |
| 19 | Navsari | 1,080 |
| 20 | Vapi | 5,400 |
| 21 | Umbergam | 1,680 |
| 22 | Sarigam | 1,680 |
| 23 | Chitra | 2,010 |
| 24 | Surendranagar | 1,470 |
| 25 | Thangadh | 540 |
| 26 | Jamnagar-I | 10,950 |
| 27 | Jamnagar-II | 3,170 |
| 28 | Junagadh-I | 1,680 |
| 29 | Junagadh-II | 1,400 |
| 30 | Porbandar | 830 |
| 31 | Lodhika | 2,240 |

Note:- As per the policy of the Corporation, Allotment Price of Housing will be 1.5 times of Allotment Price of Industrial plot except seperately developed estate.




L09004006889
Sender Name: M(EST)
Received Date: 28/04/2016